

## Half Bridge Rectifier – 20Amp 100Volt

**Features**

- Tandem schottky barrier diode
- Plastic package has Underwriters Laboratory Flammability Classifications 94V-0
- High Junction Temperature Capability
- Low forward voltage, high current capability
- High surge capacity
- Low power loss, high efficiency
- Halogen-Free

**Application**

- AC/DC Switching Adaptor and other Switching Power Supply

**Absolute maximum ratings**

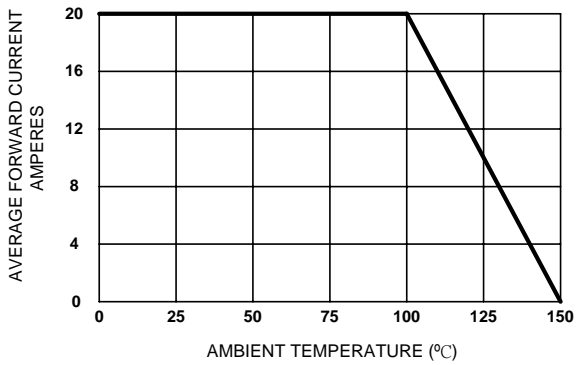
Symbol	Ratings	Unit	Conditions
IF(AV)	20	A	Average Forward Current
VRRM	100	V	Repetitive Peak Reverse Voltage
IFSM	300	A	Peak Forward Surge Current
VF	0.63	V	Forward Voltage Drop
Tj, Tstg	-65 to +150	°C	Operating and Storage Temperature

**Electrical characteristics**

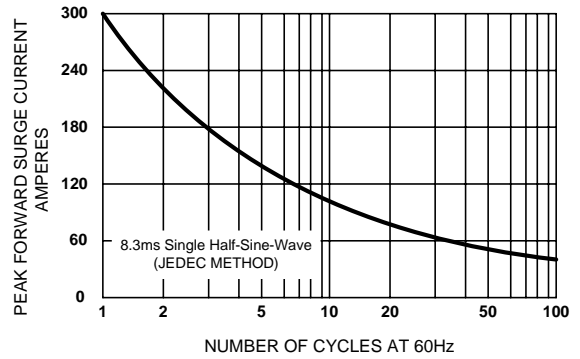
Parameters	Symbol	Ratings		Conditions
		TYP.	MAX.	
Instantaneous Forward Voltage	VF	0.72V	0.75V	Per Leg at IF = 20A Tc = 25°C Tc = 125°C
		0.63V	0.66V	
Reverse Leakage Current	IR	15uA	200uA	Per Leg at VR = 100V Tc = 25°C Tc = 125°C
		15mA	30mA	
Typical Thermal Resistance, Junction to Case	Rθ(j-c)	4.5 °C/W		ITO-220AB

Note : 1. Mounted on P.C.B with copper pad size 20mm x 30mm, thickness 1.5mm

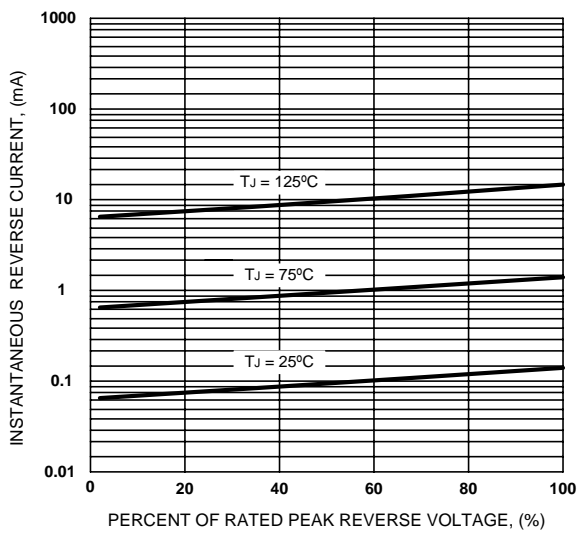
March 2019 / Rev.7.2



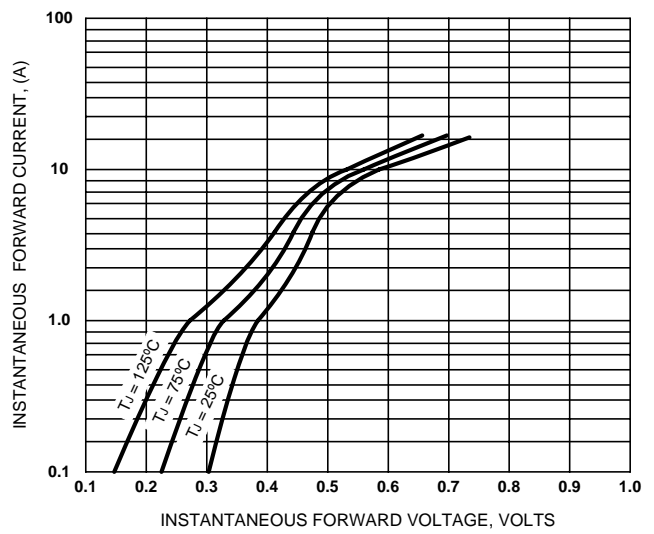
**Figure 1. Forward Current Derating Curve**



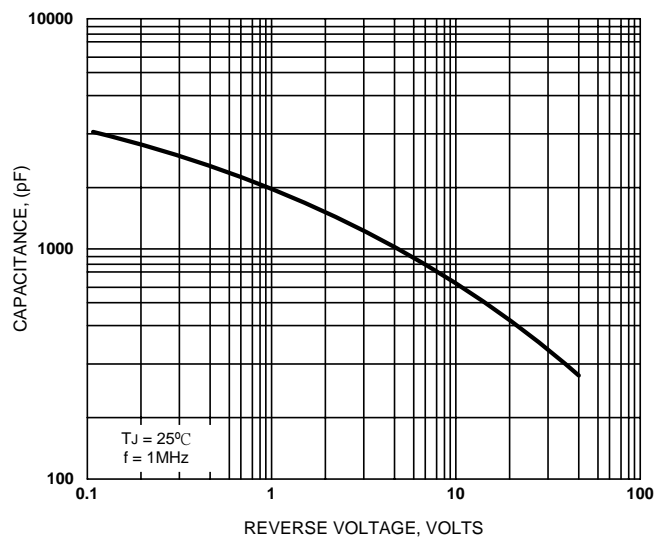
**Figure 2. Maximum Non-repetitive Surge Current**



**Figure 3. Typical Reverse Characteristics**



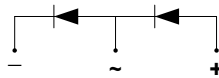
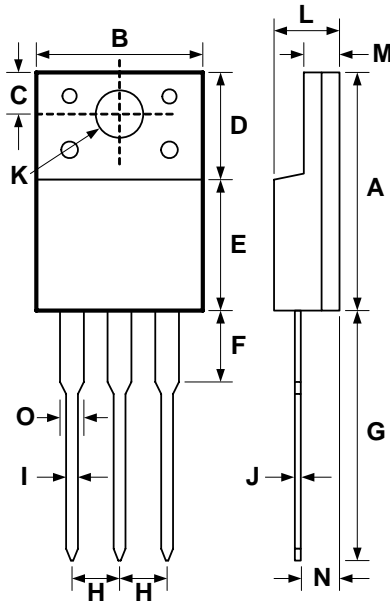
**Figure 4. Typical Forward Characteristics**



**Figure 5. Typical Junction Capacitance**

# BTT2001FH

## ITO-220AB



DIMENSIONS					
DIM	INCHES		MILLIMETERS		NOTE
	MIN	MAX	MIN	MAX	
A	.598	.638	15.20	16.20	
B	.386	.410	9.80	10.40	
C	.098	.138	2.50	3.50	
D	.232	.276	5.90	7.00	
E	.344	.384	8.75	9.75	
F	.118	.142	3.00	3.60	
G	.472	.532	12.00	13.50	
H	.093	.112	2.35	2.85	
I	.026	.037	0.65	0.95	
J	.012	.026	0.30	0.65	
K	.124	.148	3.15	3.75	
L	.173	.189	4.40	4.80	
M	.091	.106	2.30	2.70	
N	.094	.134	2.40	3.40	
O	.039	.055	1.00	1.40	

IMPORTANT NOTICE:

Sirect and Sirectsemi are registered trademarks of Sirect Semiconductor Incorporated. Sirect reserved the right to make changes to this document and its products and specifications at any time without notice. Customers should obtain and confirm the latest product information and specifications before final design, purchase and use.

Products described herein may be covered by one or more United States, China, Taiwan or foreign patents pending.

Sirect products are not authorized for use as critical components in life support devices or system without express written approval of Sirect.

Sirect Semiconductor Incorporated does not warrant or accept any liability whatsoever in respect of any products purchased through unauthorized sales channel. Should customers purchase or use Sirect products for any unintended or unauthorized application, customers shall indemnify and hold Sirect and its representatives harmless against all claims, damages, expenses, and attorney fees arising out of, directly or indirectly, any claim of personal injury or death associated with such unintended or unauthorized application.

© Sirect Semiconductor Incorporated